

**ECE Library Contact:
Sheila Lafferty**

Information Literacy / Social Sciences Librarian
Subject Specialist for Education
University of Connecticut
Homer Babbidge Library, Level 1

Voice: 860.486.6020 (storrs) / 203.236.9880 (wtby) / Google Voice 860.880.1597

sheila.lafferty@uconn.edu

Schedule a Virtual Appointment with Sheila:


<http://s.uconn.edu/meetwithsheila>

Contact Sheila for

- Individual (or group) consultations for in-depth research needs
- Answering questions about library resources such as:
 - *ILLiad* (used to request materials not available at our library)
 - *RefWorks*, a citation management tool that creates and formats your bibliography and in-text citations
 - Database searching (i.e. *ERIC*, *PsycINFO*, *Scopus*)
 - Setting up your own journal alerts or topic search alerts
 - Locating articles and books

Tools and Resources on our webpage:

- Library webpage: <http://lib.uconn.edu>
- ECE Subject Guide: <http://guides.lib.uconn.edu/ece>


Click  to chat with an UConn librarian


Registration Username/Passwords:

- **My ILLiad (Interlibrary Services)**
 - Request books, journal articles, videos if not available at UConn. Scan on Demand
 - **ILLiad Username/Password:** NetID and password

- **RefWorks (refworks.uconn.edu, groupcode: rwunivconn)**
 - Manages your research and formats bibliographies. Easy export from Ebsco databases.
 - **RW Username/Password:** _____
 - **UConn email address required**

- **My EBSCOhost (Academic Search Premier, ERIC, PsycINFO, etc.)**
 - Save your search strategies & articles in EBSCO Host
 - Set up journal alerts or topical search alerts

 - Click **Sign In** from tool bar 

 - Select **Create a new account:** 
 - **My EBSCOhost Username/Password** _____
 - **Option: Sign in with UConn Google account**

- Set up UCONN Full Text option in **Google Scholar** (scholar.google.com). Login to Google Scholar to retain your settings on a public computer.
 - Essential to configure Google Scholar if off campus
 - Menu icon (left) → Settings → Library Links → Type UConn → Select UConn-**UConn FullText** and Open WorldCat → **Save**
 - Optional: Modify the Bibliographic Manager to RefWorks → Save

- **AnyWare.uconn.edu / Software.uconn.edu**

Use if you experience access difficulties
Use if you need to use UConn Software
Users without administrative rights on their computers will not be able to install Citrix Receiver.
Instead choose Use light version.

- **UConn Library Account** : NetID and password