



University of Connecticut

Early College Experience

Defining Your Concurrent
Enrollment Program for Others:
Growth and Development

Brian A. Boecherer, Director of Research & Development
UConn Early College Experience

Introduction

- ▶ I believe concurrent enrollment is the single best tool for academic outreach to the high schools
- ▶ I believe concurrent enrollment is one of the best tools to help high schools and universities to align their expectations
- ▶ ...so this is where I'm coming from...
- ▶ But I am also a researcher and an administrator, so I have spent a long time backing up my beliefs, with facts.



How do we define ourselves?

- ▶ Identity is a dual consciousness – we define ourselves and others define us too
- ▶ Don't leave things up to chance!
- ▶ Speak with your constituency
 - ▶ Inform people with dialogue
 - ▶ Inform people with facts – numbers
- ▶ If people don't understand concurrent enrollment, that is because they are comparing us to something else they can comprehend.



UConn ECE, the Narrative

160 Participating High Schools

9,036 students enrolled 2011-2012

57,427 enrolled credits 2010-2011

843 Certified UConn ECE Instructors

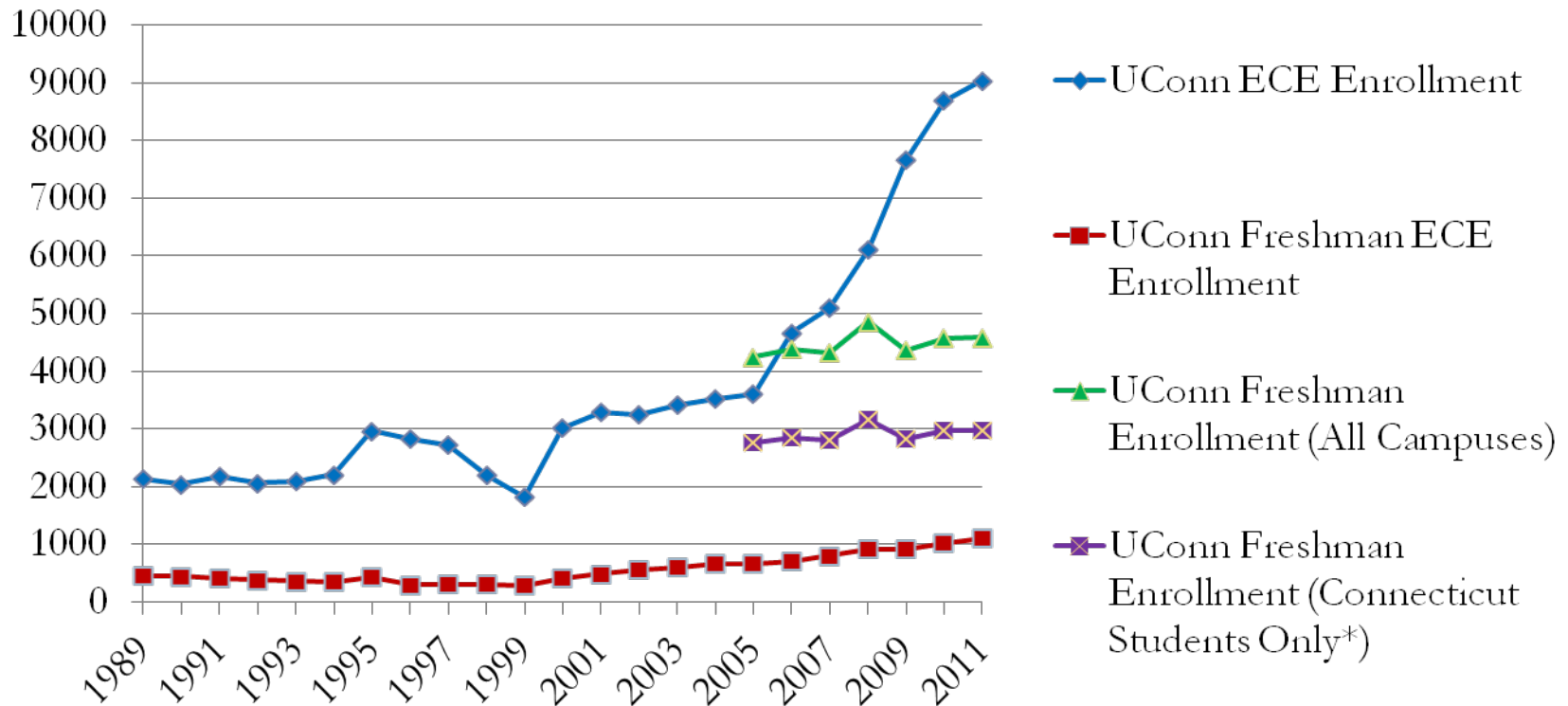
23 Departments offering 52 University Courses

The Oldest & One of the Largest CEPs in USA



Our Identity

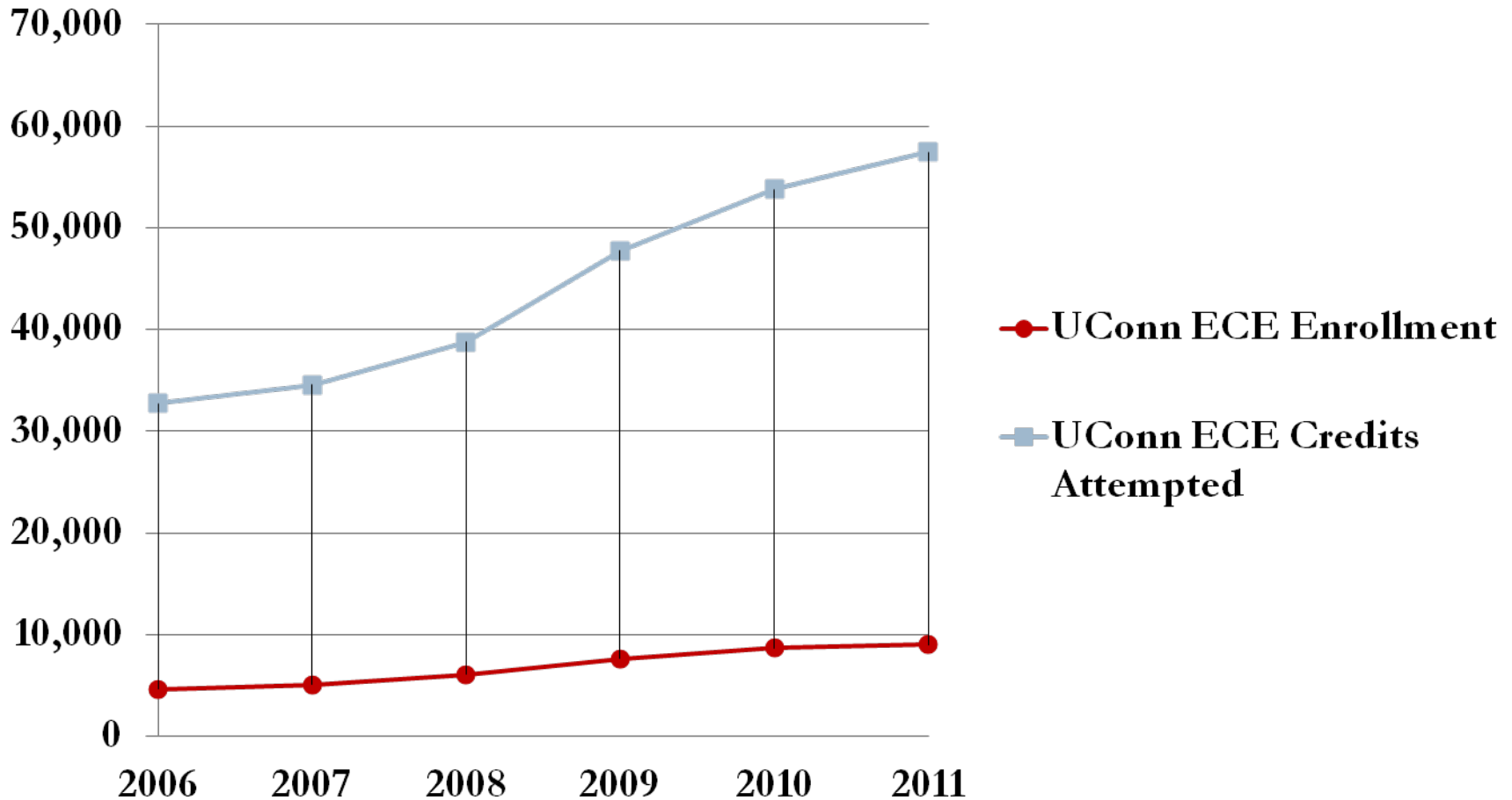
UConn Early College Experience Enrollment and Matriculation Statistics 1989-2011



This graph shows **UConn ECE enrollment** as well as **UConn ECE Alumni matriculation** into UConn, in relationship to overall **Freshman enrollment**.

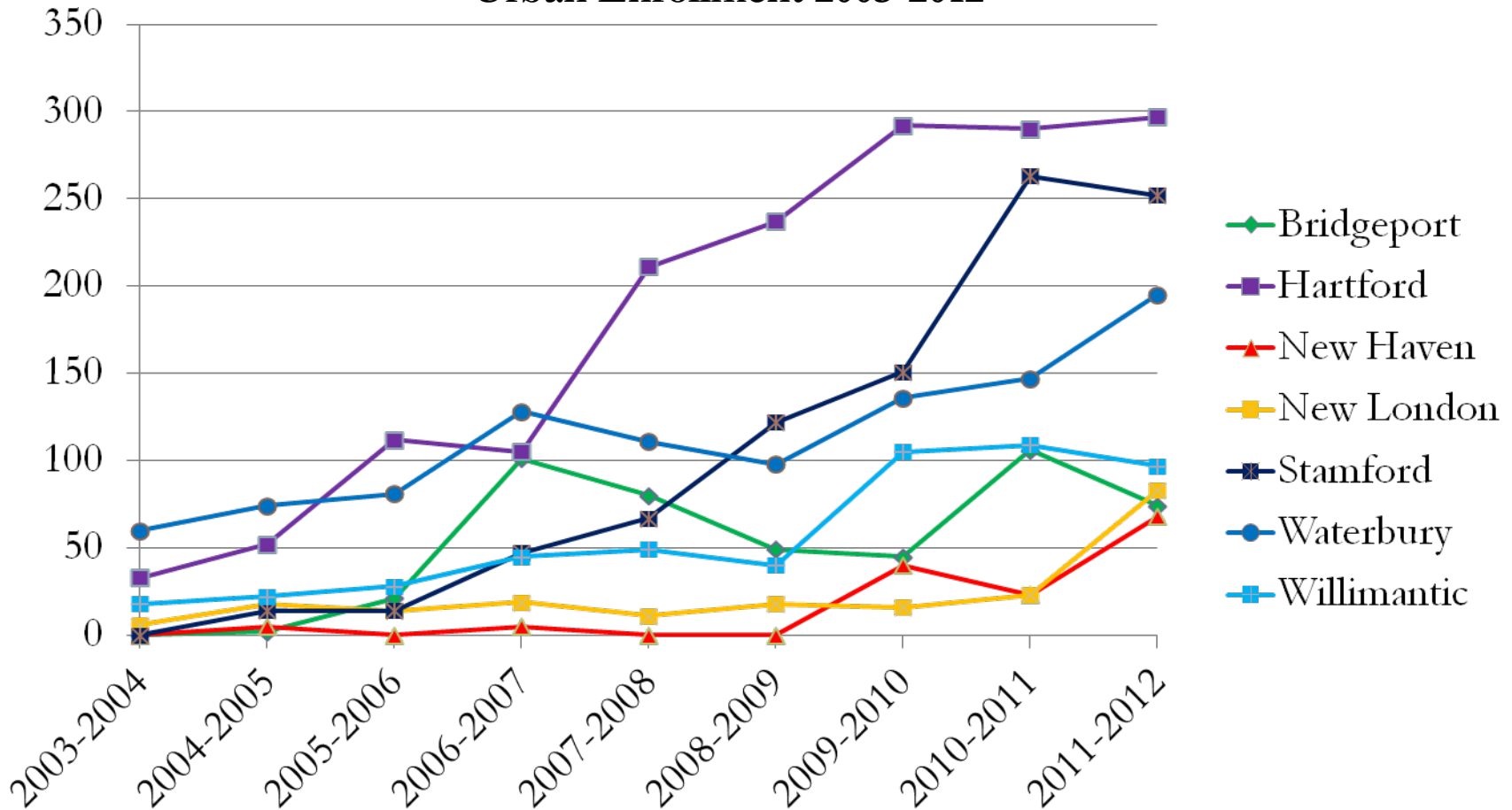
Student to Credits Attempted

UConn ECE Student Enrollment & Credits Attempted



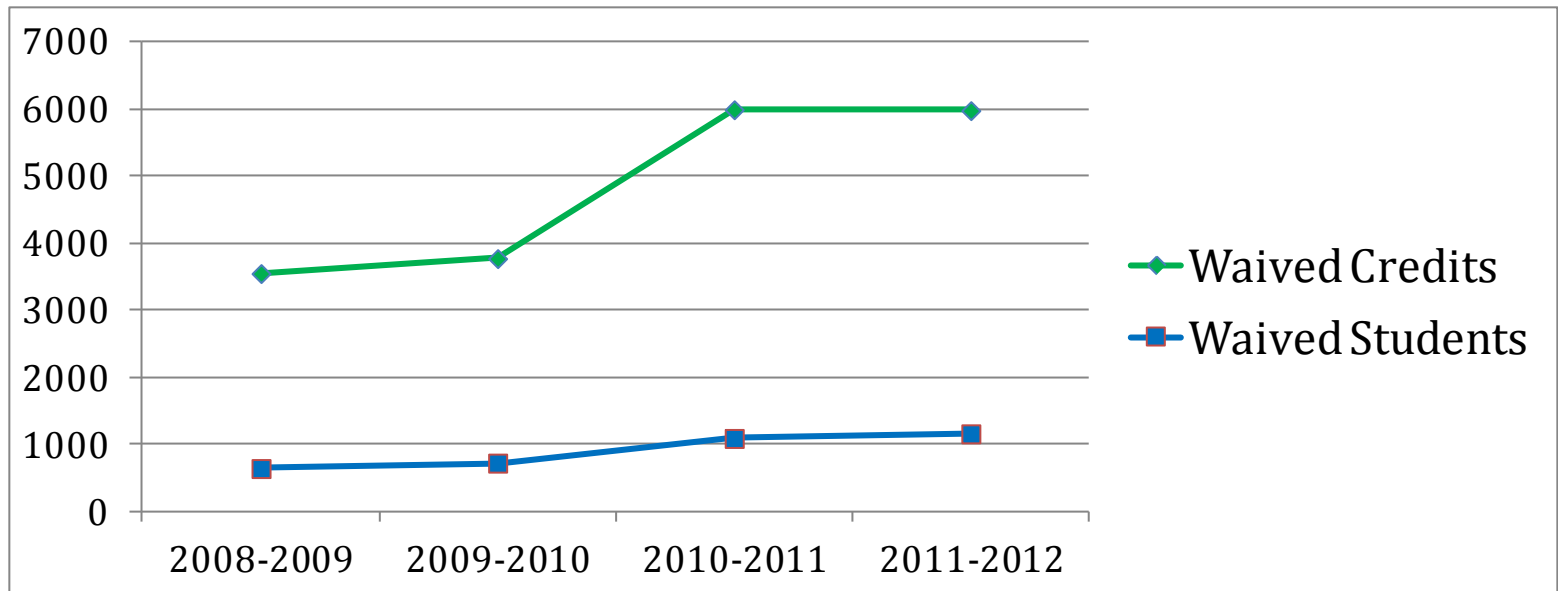
Our Urban Initiative

UConn Early College Experience
Urban Enrollment 2003-2012



Fee Waivers for Students

- ▶ UConn ECE is dedicated to student need and waives all student fees for those on Free/Reduced Lunch
- ▶ We waive all high schools that are 85% Free/Reduced Lunch
- ▶ As a self-sustaining program, this is a UConn ECE service to Connecticut students and UConn as the benefactor



Supporting the University's Success

▶ Graduation Rates:

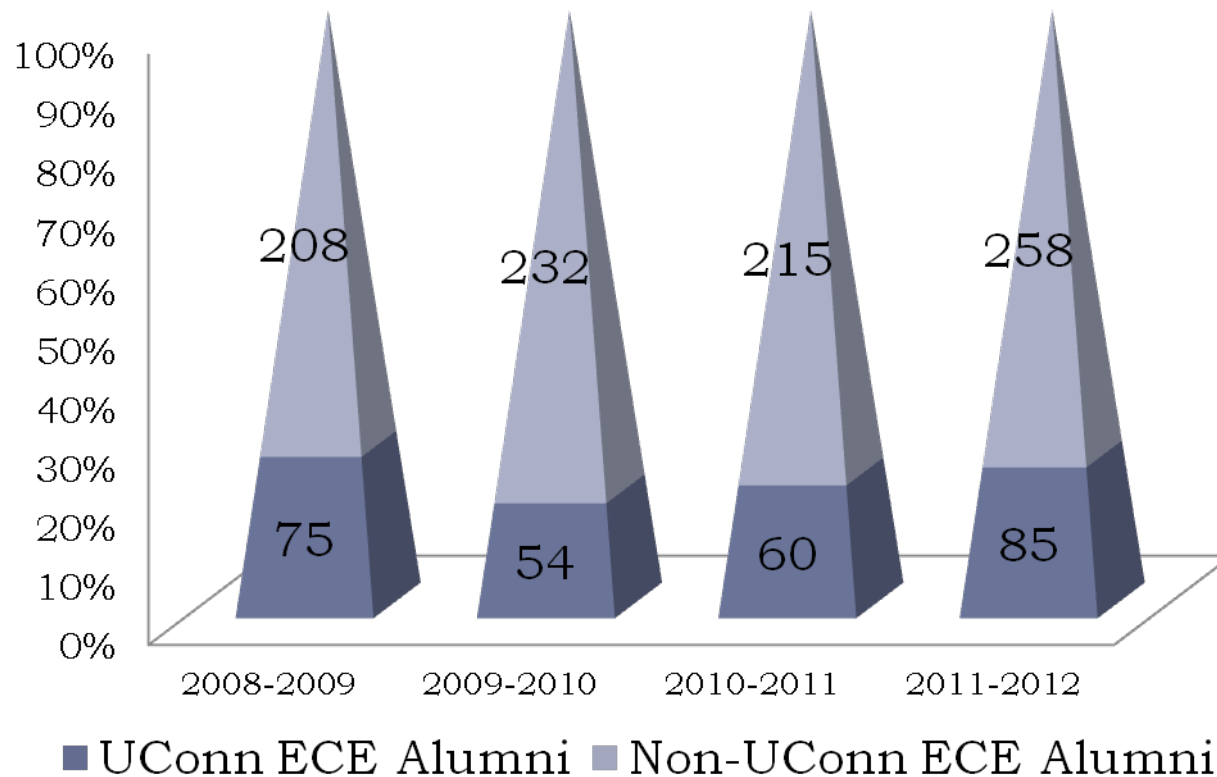
- ▶ UConn ECE plays an important role in UConn's overall graduation rate; affecting our national ranking

UGFR Matriculation	UConn Students who are UConn ECE Alumni	UConn Students who are NOT UConn ECE Alumni
Fall 2004	71%	53%
Fall 2005	74%	54%
Fall 2006	69%	51%
Fall 2007	71%	54%



Supporting the University's Success

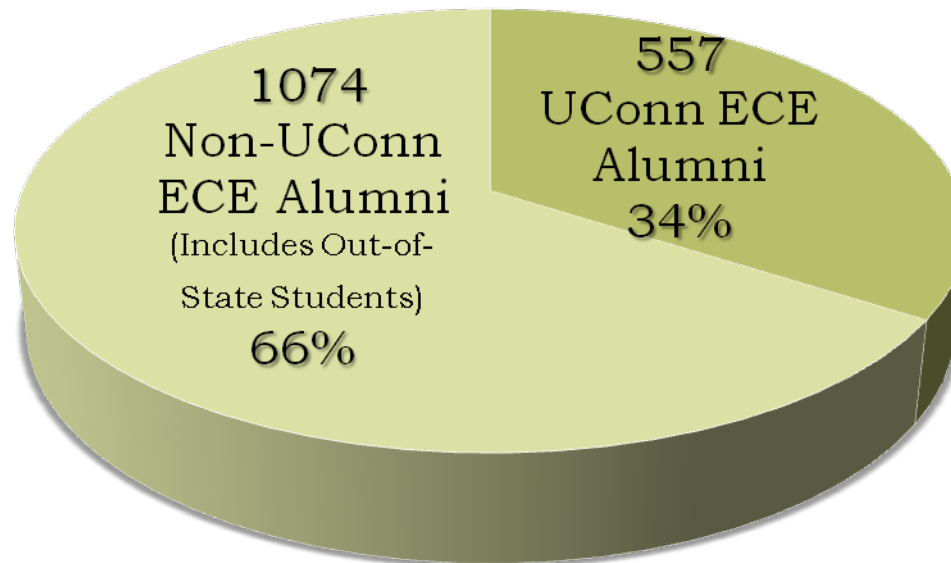
- ▶ UConn ECE alumni are a significant proportion of the SSS students every year



Supporting the University's Success

- ▶ UConn ECE Alumni also constitute a sizable portion of the Honors Program

UConn Honors Students 2011-2012



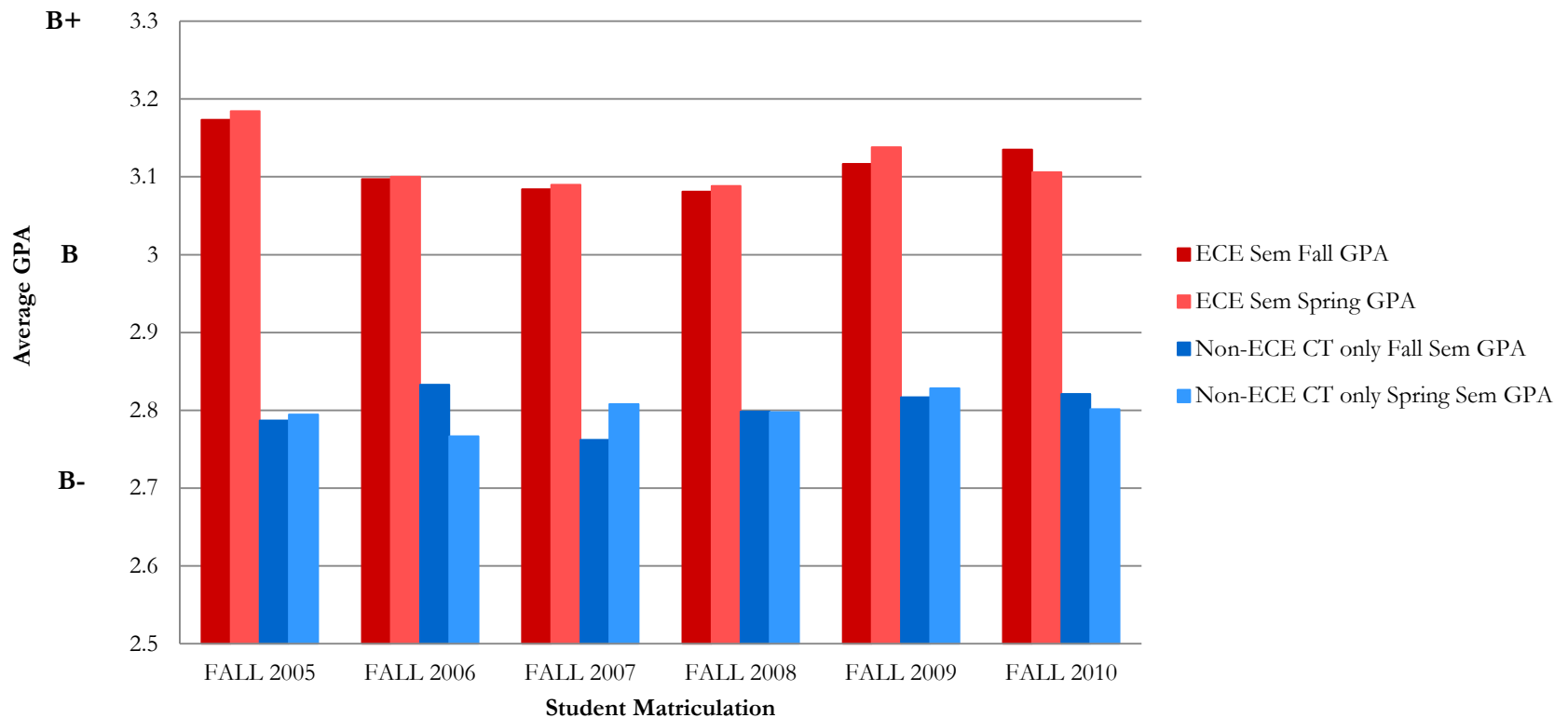
Supporting the Departments

- ▶ The impact of UConn ECE can be felt by the departments as well...
- ▶ Fall 2011, **369 UConn ECE Alumni** entered UConn having **already fulfilled** their **Freshman English** requirement.
- ▶ With a Departmental cap of 20 students per section, **that saved English and CLAS 19 sections; the equivalent of 9 TAs or over \$300,000 in tuition and assistantships**



Student Achievement First Year GPAs

Average UConn Freshman First and Second Semester Grade Point Averages of ECE Alumni vs. CT Non-ECE Students



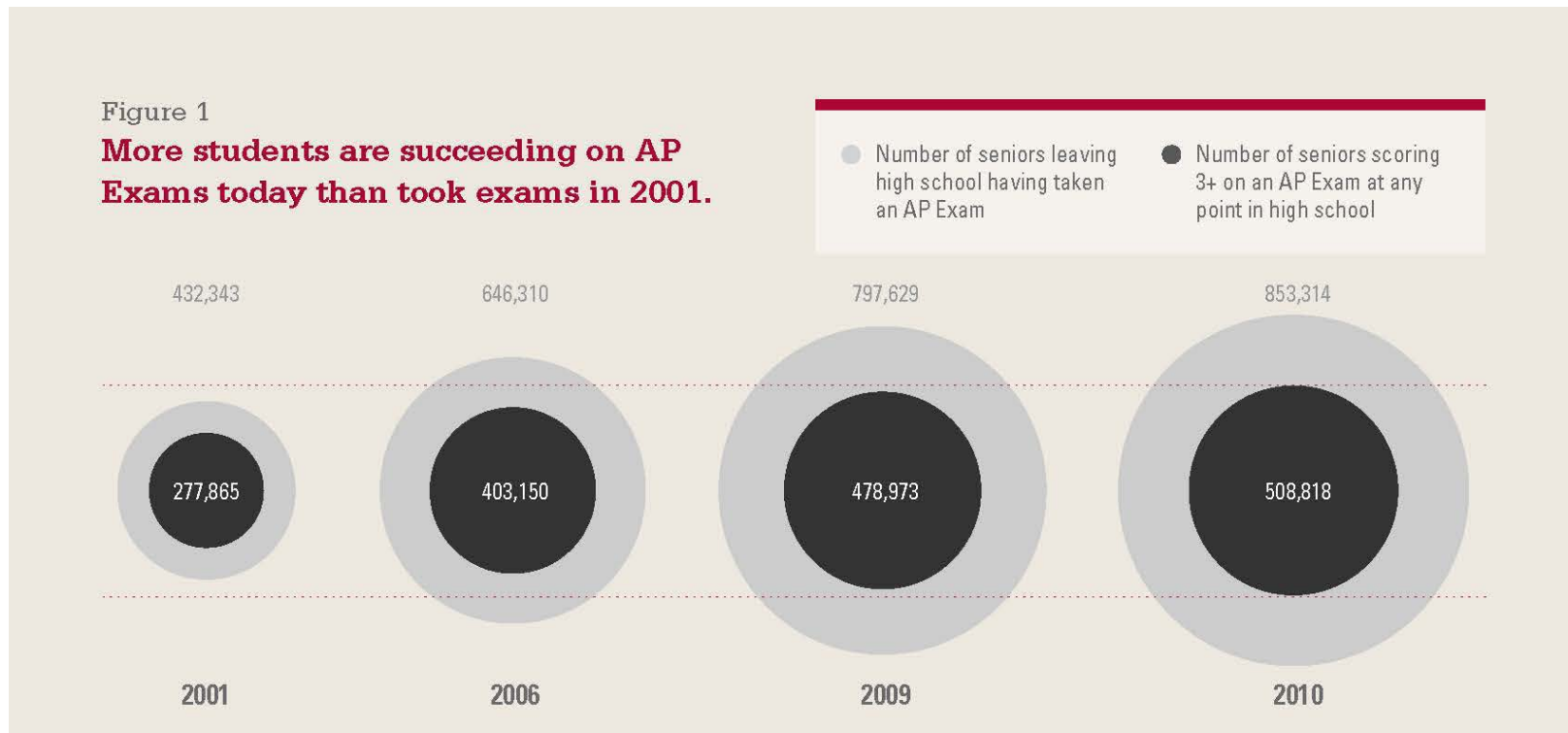
A Rejoinder to AP

- ▶ We are not in competition with AP
- ▶ I am not wishing for their disaster
- ▶ We have been successful at defining ourselves as different
 - ▶ We are not a 2-hour test in May
 - ▶ Your students are assessed differently; through papers, quizzes, tests, and labs, throughout the semester and academic year



Is that enough, though?

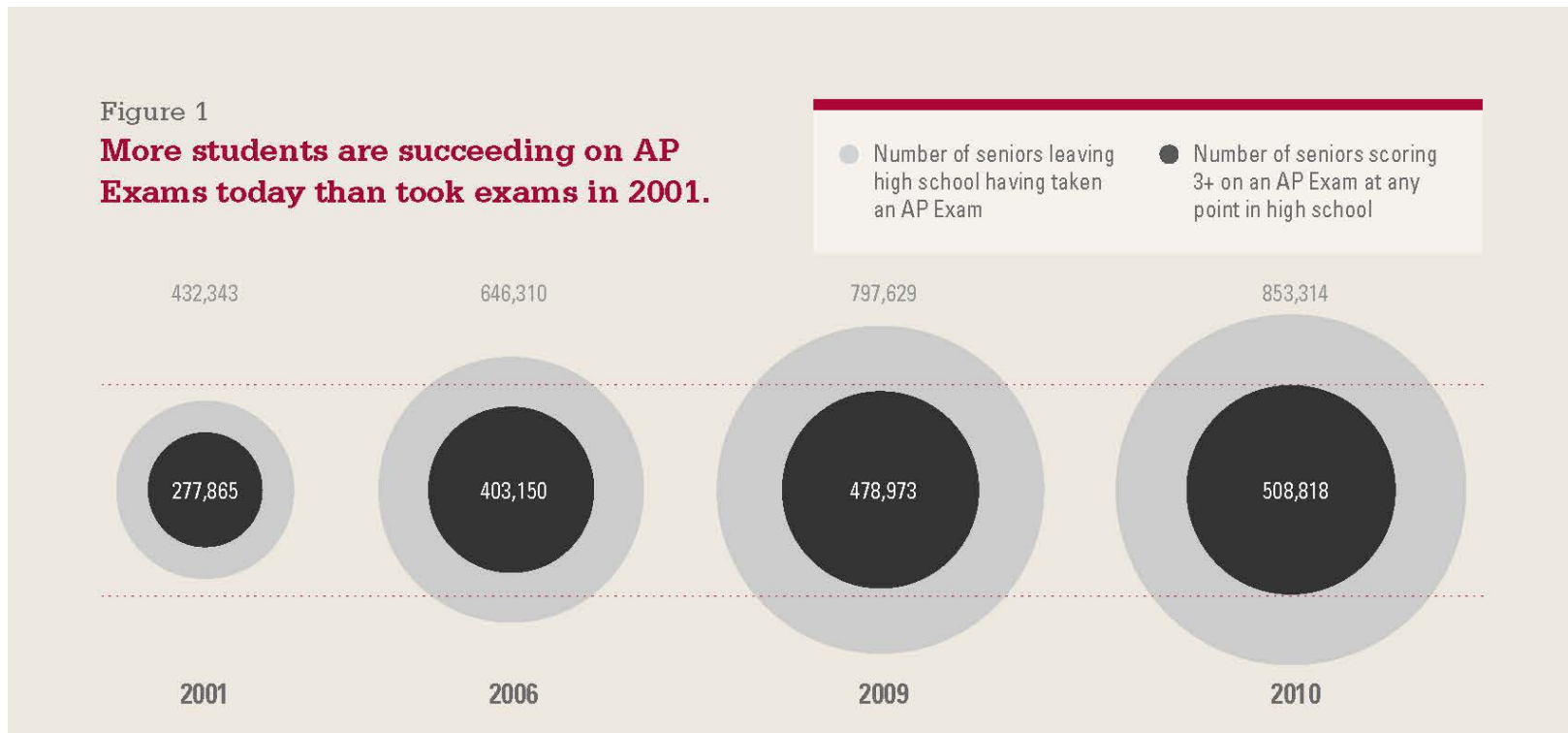
- ▶ I have a problem with some of the AP numbers



Source: 7th Annual AP Report to the Nation

What's the Problem?

- ▶ Besides questionable graphics, how are they defining success?



Source: 7th Annual AP Report to the Nation

Another Example

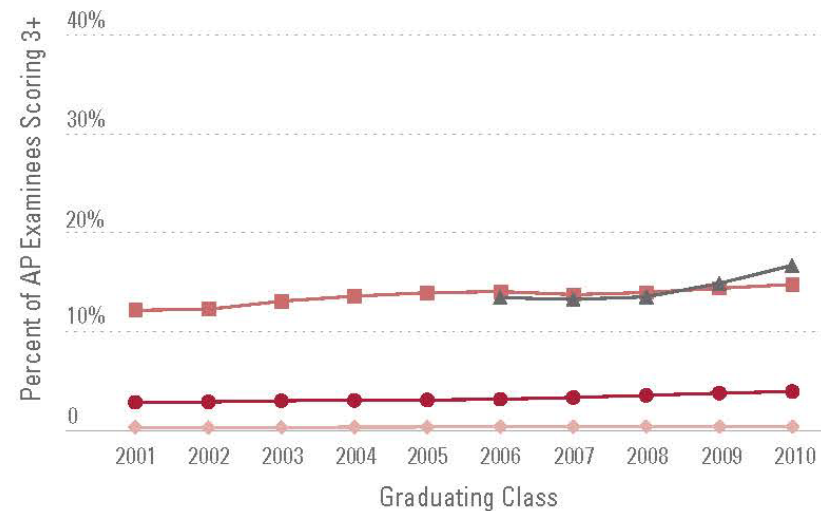
- Raw number of “successful students”

Figure 9

How has the successful AP student population changed?

Raw number and percent of seniors scoring 3 or higher on an AP Exam in high school

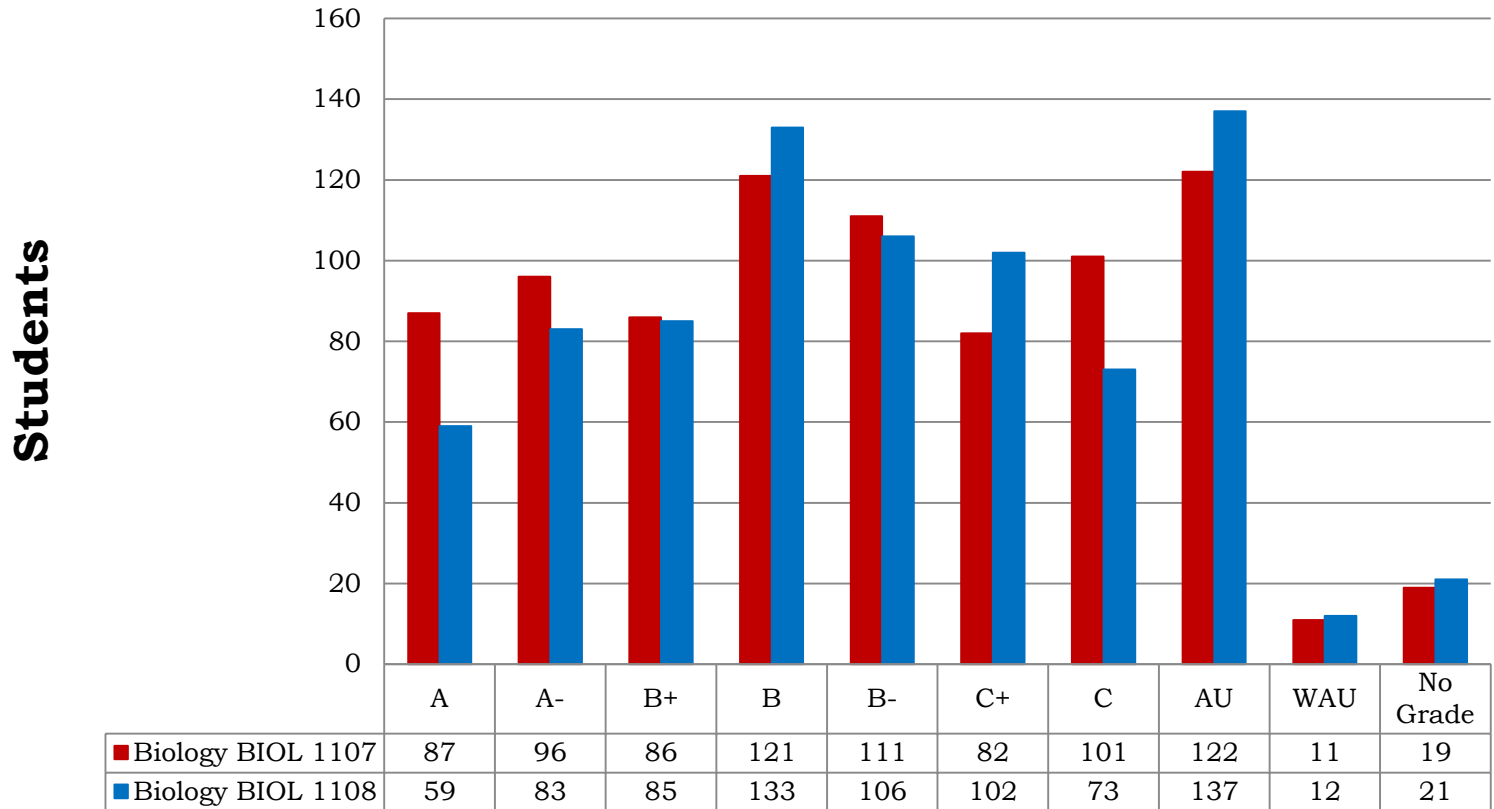
	2001	2002	2003	2004	2005	2006	2007	2008	2009	2010
●	7,764	8,632	9,784	10,422	11,290	12,517	13,910	16,101	17,749	19,675
■	33,479	37,089	43,021	47,075	51,550	56,118	57,764	63,739	68,267	74,479
◆	988	1,053	1,144	1,302	1,414	1,594	1,699	1,977	2,073	2,195
▲	N/A	N/A	N/A	N/A	N/A	53,662	55,720	61,698	70,585	84,135



At time of press, the numbers of low-income students for each graduating class (Figure 7) and for AP students prior to the class of 2006 (Figures 8 and 9) are not available.

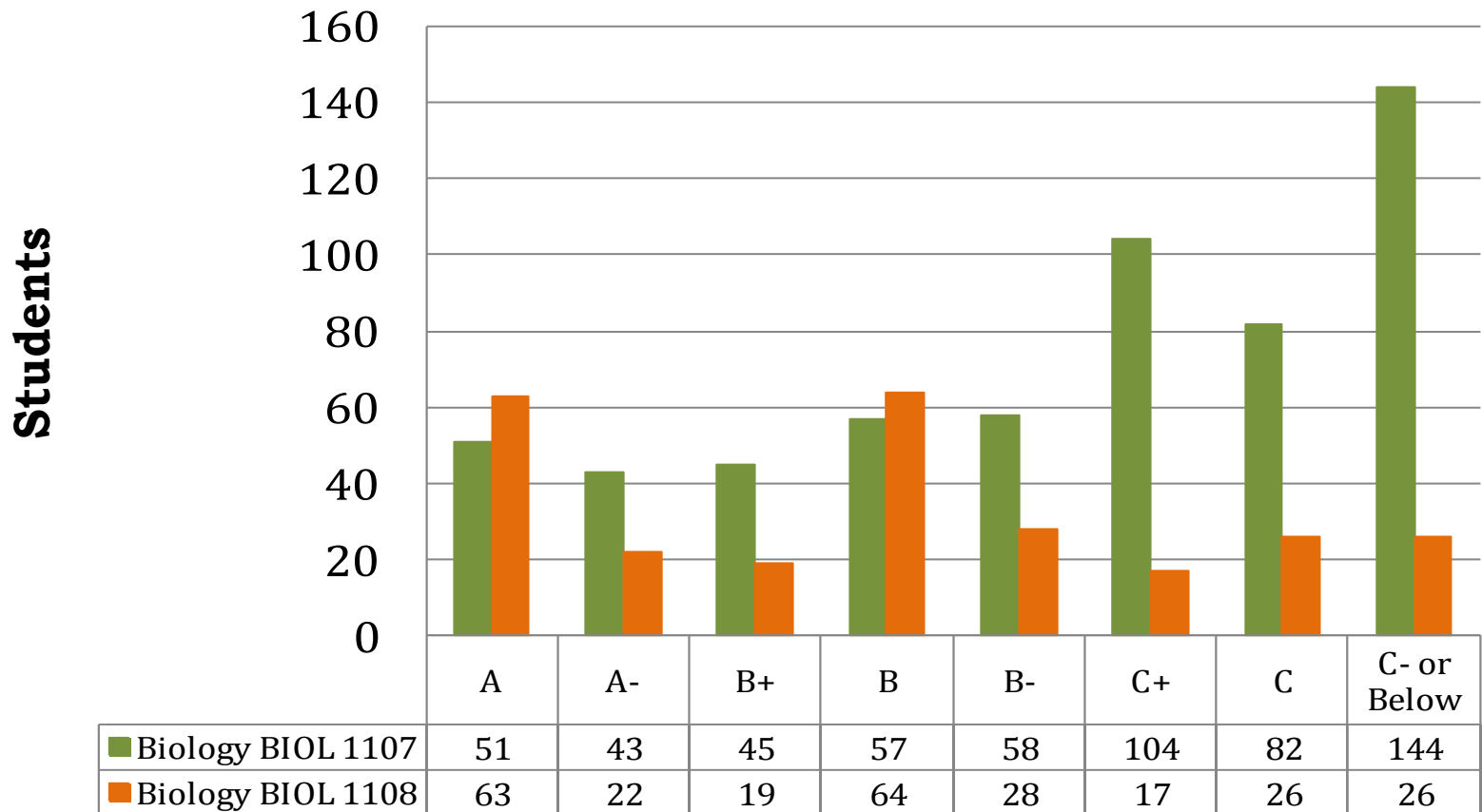
Student Achievement and Comparisons

UConn ECE Biology Student Grades 2010-2011



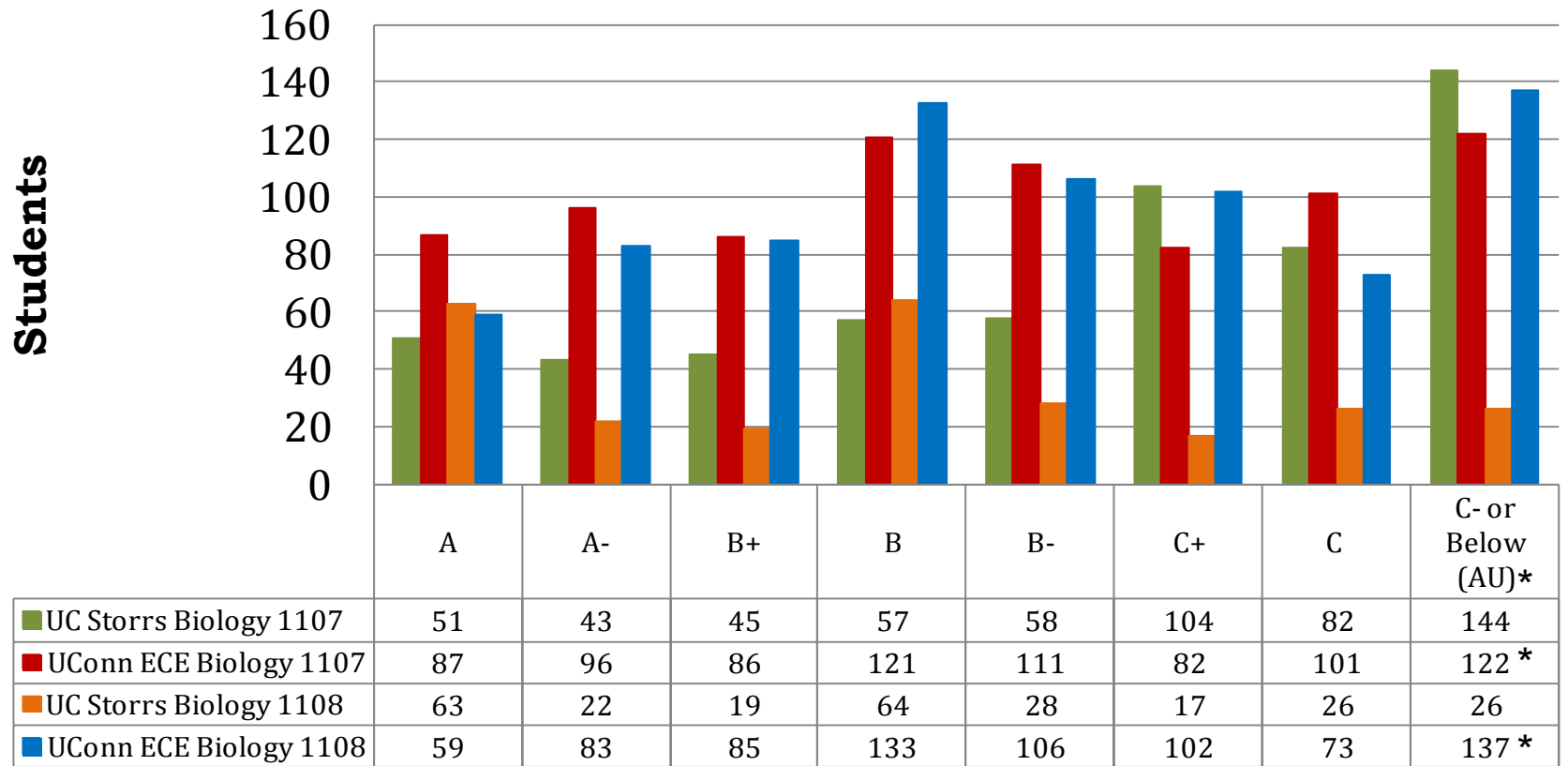
Grade Evaluations and Comparisons

UConn Biology Grades Storrs Campus 2010-2011



Comparison of Grades

UC Storrs/UConn ECE Biology 1107/1108 Comparison



* UConn ECE AU numbers not accurate due to grading option restrictions

Conclusions/Take Away Points

- ▶ We are in a great partnership with our high schools
- ▶ We *believe* in each other, otherwise, our high schools would divorce us
- ▶ Use the belief to push the agenda forward
- ▶ Use numbers to support the belief
- ▶ Supply each other with what you need
 - ▶ Numbers
 - ▶ Honest Dialogue
 - ▶ Creative Ideas
 - ▶ Mutual Advocacy



Conclusions/Take Away Points

- ▶ Let's not forget that we do great work, *for our students*
- ▶ Do research and speak about your numbers... and talk about your numbers... and dialogue about your numbers... and don't shut-up about your numbers.
- ▶ Be careful with how you push against AP.
 - ▶ AP helps define concurrent enrollment and also blurs our identity
 - ▶ AP is a good program, but it is a different program
 - ▶ We do things differently and the student respond to us better
 - ▶ Attack AP's numbers and research – not the program itself



UWOSH CAPP

- ▶ Don't be modest, be honest
- ▶ I am very happy to be in Wisconsin at the first NACEP accredited program in the State
- ▶ We have already been talking about sharing numbers and writing about our mutual successes.

C A P P
cooperative • academic
partnership • program

UNIVERSITY OF WISCONSIN

OSHKOSH



-
- ▶ Visit our Website for this presentation and additional research from our staff and high school partners
 - ▶ www.ece.uconn.edu/research/
 - ▶ Brian.Boecherer@uconn.edu
 - ▶ Thank You!

